

CP CABLE

High Molecular Weight Polyethylene (HMW-PE) Insulation/Jacket

APPLICATIONS:

For use in cathodic protection systems for pipelines, storage tanks, pilings, well casings, cables, marine structures and other buried or submerged metallic structures in water. Excellent flexibility at low temperatures and highly resistant to moisture, corrosive chemicals, salt and abrasion.



SPECIFICATIONS:

1. CONDUCTOR: Bare, soft drawn copper, Class B stranding per ASTM B-8.
2. INSULATION: High molecular weight polyethylene.

Anixter Number	Conductor Size	Number of Strands	Insulation Thickness	Nominal O.D.	Approximate Weight Lbs. 1000 Ft.
	AWG/kcmil		IN	IN	
6CP-0801	8	7	.110	.36	90
6CP-0601	6	7	.110	.41	125
6CP-0401	4	7	.110	.46	180
6CP-0201	2	7	.110	.52	335
6CP-0101	1	19	.125	.58	370
6CP-1011	1/0	19	.125	.62	410
6CP-2021	2/0	19	.125	.67	505
6CP-3031	3/0	19	.125	.72	620
6CP-4041	4/0	19	.125	.77	750
6CP-2501	250	37	.155	.89	925
6CP-3501	350	37	.155	.99	1260

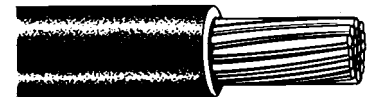
NOTE: Diameters and weights may vary between manufacturers.

RHH OR RHW-2, USE-2

EPR Insulation
Hypalon Jacket
90°C Wet/Dry, 600 Volts
UL Listed, VW-1
Direct Burial

APPLICATIONS:

General purpose wiring for control, switchboard, lighting and power circuits in residential and commercial buildings, industrial plants and for utility substations, meters and generating plants.



SPECIFICATIONS:

1. CONDUCTOR: Coated copper, Class B stranding per ASTM B-8.
2. INSULATION: Ethylene propylene rubber (EPR) per ICEA S-68-516 (NEMA WC8).
3. OVERALL JACKET: Hypalon (CSPE)
4. STANDARDS: Cable is listed as Type USE-2 per UL 854 and RHH/RHW-2 per UL 44. Passes the IEEE 383, IEEE 1202 and CSA FT4, 70,000 BTU/hr flame tests and is also listed "Sunlight Resistant and For CT Use" in sizes 1/0 and larger.
5. AMPACITY: Based on not more than three conductors in raceway or cable or earth per NEC 310-16 with an ambient temperature of 30°C.
6. TEMPERATURE: 90°C
7. VOLTAGE: 600 Volts

Anixter Number	Conductor Size	Number of Strands	Insulation Thickness	Overall Jacket Thickness	Nominal O.D.	Approximate Weight Lbs. 1000 Ft.	Amps Per Conductor
	AWG/kcmil		IN	IN	IN		
3BE-1401	14*	7	.030	.015	0.17	25	25
3BE-1201	12	7	.030	.015	0.19	35	30
3BE-1001	10	7	.030	.015	0.21	50	40
3BE-0801	8	7	.045	.015	0.28	81	50
3BE-0601	6	7	.045	.030	0.35	130	75
3BE-0401	4	7	.045	.030	0.40	185	95
3BE-0201	2	7	.045	.030	0.46	275	130
3BE-0101	1	19	.055	.045	0.54	360	150
3BE-1011	1/0	19	.055	.045	0.59	440	170
3BE-2021	2/0	19	.055	.045	0.63	535	195
3BE-3031	3/0	19	.055	.045	0.68	655	225
3BE-4041	4/0	19	.055	.045	0.74	810	260
3BE-2501	250	37	.065	.065	0.85	990	290
3BE-3501	350	37	.065	.065	0.96	1335	350
3BE-5001	500	37	.065	.065	1.10	1850	430
3BE-7501	750	61	.080	.065	1.32	2720	535
3BE-10001	1000	61	.080	.065	1.47	3560	615

*14 AWG is not rated as Type USE-2 or USE.

NOTE: Use Color Code Suffix when ordering, (e.g. 3BE-1011-02).

Diameters and weights may vary between manufacturers.

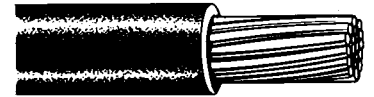
For more flexible RHH/RHW-2/USE-2 Constructions, see part number series 3BF-.

COPPER GROUNDING CABLE

PVC Insulation

APPLICATIONS:

Used in applications for grounding of equipment and structures. This cable can also be used in hazardous locations such as refineries, fuel storage areas and chemical plants.



SPECIFICATIONS:

1. CONDUCTOR: Class K stranded, bare copper. Extra-fine strands allow for greater flexibility and handling ease.
2. INSULATION: Polyvinyl chloride (PVC). Standard colors are clear, transparent green and black.
3. IDENTIFICATION: A marker tape under the insulation identifies the cable manufacturer, AWG size and cable type.

Anixter Number	Conductor Size	Number of 30 AWG Strands	Insulation Thickness	Nominal O.D.	Approximate Weight Lbs. 1000 Ft.
	AWG		IN	IN	
5GC-0201	2	665	.100	.530	300
5GC-1011	1/0	1050	.100	.640	465
5GC-2021	2/0	1323	.100	.700	565
5GC-4041	4/0	2107	.100	.840	865

NOTE: Diameters and weights may vary between manufacturers.

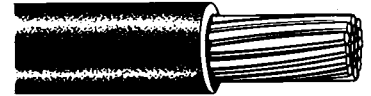
MTW

PVC

Stranded Conductor

CSA TEW, UL AWM and MTW

600 Volts



APPLICATIONS:

Internal wiring of appliances. As machine tool wire, Type MTW.

SPECIFICATIONS:


1. CONDUCTOR: Bare or tinned copper.
2. INSULATION: Polyvinyl chloride (PVC).
3. STANDARDS: Complies with CSA type TEW, UL type AWM and UL Type MTW for general appliance use as machine tool wire. Meets VW-1 fire rating in sizes 22 through 4/0.
4. TEMPERATURE: UL Type AWM 105°C CSA Type TEW 105°C UL Type MTW 90°C
5. VOLTAGE: 600 Volts

Anixter Number*	Conductor Size	Number/Size of Strands	Insulation Thickness	Nominal O.D.	Approximate Weight Lbs. 1000 Ft.
	AWG		IN	IN	
6W-2207	22	7/30	.030	.093	5.8
6W-2010	20	10/30	.030	.098	7.0
6W-1816	18	16/30	.030	.108	9.6
6W-1819	18	19/30	.030	.108	10.7
6W-1619	16	19/29	.030	.113	13.4
6W-1626	16	26/30	.030	.121	13.6
6W-1419	14	19/.0147"	.030	.129	18.9
6W-1441	14	41/30	.030	.139	18.7
6W-1219	12	19/.0185"	.030	.155	27.7
6W-1265	12	65/30	.030	.148	27.7
6W-1019	10	19/.0234"	.030	.179	41.2
6W-0819	8	19/.0295"	.045	.240	67.6
6W-08133	8	133/29	.045	.262	72.7
6W-0619	6	19/.0378"	.060	.309	111.5
6W-06133	6	133/27	.060	.334	115.0
6W-0419	4	19/.0469"	.060	.358	166.2
6W-04133	4	133/25	.060	.390	173.0
6W-0219	2	19/.0591"	.060	.419	250.1
6W-02133	2	133/23	.060	.459	260.0
6W-0119	1	19/.0664"	.080	.496	326.5
6W-01133	1	133/22	.080	.499	338.0
6W-10119	1/0	19/.0745"	.080	.536	401.6
6W-20219	2/0	19/.0837"	.080	.582	496.0
6W-30319	3/0	19/.0940"	.080	.634	620.0
6W-40419	4/0	19/.1055"	.080	.692	760.0
6W-25037	250	37/.0822"	.095	.770	889.9
6W-30037	300	37/.0900"	.095	.824	1040.0
6W-35037	350	37/.0973"	.095	.875	1240.3
6W-50037	500	37/.1162"	.095	1.015	1736.2

*All part numbers require a color code designation, see Color Code Chart at the end of this section, (e.g. 6W-1419-01).
 Diameters and weights may vary slightly between manufacturers.

TF

Fixture Wire
Solid or Stranded Conductors
Thermoplastic Insulation/Jacket
60°C, 600 Volts



APPLICATIONS:

For use in fixtures and other applications where temperatures do not exceed 60°C. Highly resistant to alkalis, oils, water and flame.

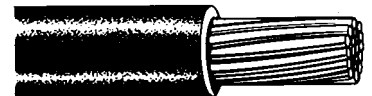
SPECIFICATIONS:

1. CONDUCTOR: Solid or stranded copper per ASTM B-8.
2. INSULATION: Thermoplastic compound per UL requirements.
3. AMPACITY: Based on Table 402-5 of the NEC.
4. TEMPERATURE: 60°C
5. VOLTAGE: 600 Volts

Anixter Number*	Conductor Size	Number of Strands	Insulation Thickness	Nominal O.D.	Approximate Weight Lbs. 1000 Ft.	Amps Per Conductor
	AWG/kcmil		IN	IN		
6X-1801	18	SOL	.030	.104	13	6
6X-1601	16	SOL	.030	.116	15	8
6X-1801S	18	7	.030	.109	13	6
6X-1601S	16	7	.030	.121	16	8

TFF

Fixture Wire
Stranded Conductors
Thermoplastic Insulation/Jacket
60°C, 600 Volts



APPLICATIONS:

For use in fixtures and other applications where temperatures do not exceed 60°C. Highly resistant to alkalis, oils, water and flame.

SPECIFICATIONS:

1. CONDUCTOR: Flexible, stranded copper per ASTM B-8.
2. INSULATION: Thermoplastic compound per UL requirements.
3. AMPACITY: Based on Table 402-5 of the NEC.
4. TEMPERATURE: 60°C
5. VOLTAGE: 600 Volts

Anixter Number*	Conductor Size	Number of Strands	Insulation Thickness	Nominal O.D.	Approximate Weight Lbs. 1000 Ft.	Amps Per Conductor
	AWG/kcmil		IN	IN		
6Y-1801F	18	16	.030	.109	13	6
6Y-1601F	16	26	.030	.121	16	8

* Use Color Code Suffix when ordering, (e.g. 6Y-1801F-03).
 NOTE: Diameters and weights may vary between manufacturers.

TFN AND TFFN

Fixture Wire
Solid or Stranded
PVC Insulation
Nylon Jacket
90°C, 600 Volts

APPLICATIONS:

These wires are recommended in most types of industrial and commercial applications where resistance to mechanical abuse is required. The nylon jacket has excellent resistance to abrasion, chemicals, gas and oil.



SPECIFICATIONS:

1. CONDUCTOR: Stranded, annealed copper per ASTM B-3, B-174 and UL 62.
2. INSULATION: Polyvinyl chloride (PVC) per UL 62.
3. OVERALL JACKET: Nylon per UL 62.
4. STANDARDS: Meets requirements of UL for Type TFN or TFFN fixture wire.
5. AMPACITY: Based on Table 402-5 of the NEC.
6. TEMPERATURE: 90°C
7. VOLTAGE: 600 Volts

Anixter Number*	Type	Conductor Size	Number of Strands	Insulation Thickness	Overall Jacket Thickness	Nominal O.D.	Approximate Weight Lbs. 1000 Ft.	Amps Per Conductor
		AWG/kcmil		IN	IN	IN		
6F-1801	TFN	18	SOL	.015	.004	.084	9	6
6F-1601	TFN	16	SOL	.015	.004	.094	12	8
6G-1801	TFFN	18	16	.015	.004	.088	9	6
6G-1601	TFFN	16	26	.015	.004	.101	13	8

* Use Color Code Suffix when ordering, (e.g. 6G-1801-01).

NOTE: Diameters and weights may vary between manufacturers.

THHN/THWN

**Solid or Stranded
PVC Insulation
Nylon Jacket
90°C Dry/75°C Wet, 600 Volts**

APPLICATIONS:

General purpose wiring for new construction or modernizing existing systems. Suitable for lighting and power in residential, commercial and industrial buildings. Also recommended for power control circuits, machine tools, appliances and relay panels. The overall nylon jacket is abrasion-resistant with slippery surface, for easy pulling in conduits. Highly resistant to acids, alkalis, chemicals, oil, gasoline, grease, and flame.



SPECIFICATIONS:

1. CONDUCTOR: Solid, Class B or C stranded, annealed copper per UL 83 or UL 1063.
2. INSULATION: Polyvinyl chloride (PVC) sheathed with nylon meeting the requirements of UL 83 for Types THHN or THWN and UL 1063 for Type MTW. The insulation also meets the UL requirements for 105°C Appliance Wiring Material.
3. STANDARDS: Meets the requirements of UL 83 and UL 1063. Also meets the requirements of UL 758 for AWM. Conforms to Federal Specification J-C-30B. Sizes 1/0 and larger are marked "For CT Use." Cable is sunlight resistant in 1/0 and larger (black only).
4. AMPACITY: Based on not more than three conductors in raceway or cable or earth with an ambient temperature of 30°C per NEC Table 310-16.
5. TEMPERATURE: THHN 90°C Dry and THWN 75°C Wet
6. VOLTAGE: 600 Volts

Anixter Number*	Conductor Size AWG/kcmil	Number of Strands	Insulation Thickness IN	Overall Jacket Thickness IN	Nominal O.D. IN	Approx. Weight Lbs. 1000 Ft.	Ampacity	
							90°C THHN	75°C THWN
6F-1401	14	SOL	.015	.004	.11	16	25†	20†
6F-1201	12	SOL	.015	.004	.13	24	30†	25†
6F-1001	10	SOL	.020	.004	.16	38	40†	35†
6G-1401	14	19	.015	.004	.12	16	25†	20†
6G-1201	12	19	.015	.004	.14	25	30†	25†
6G-1001	10	19	.020	.004	.17	39	40†	35†
6G-0801	8	19	.030	.005	.23	66	55	50
6G-0601	6	19	.030	.005	.25	98	75	65
6G-0401	4	19	.040	.006	.33	115	95	85
6G-0301	3	19	.040	.006	.36	190	110	100
6G-0201	2	19	.040	.006	.39	235	130	115
6G-0101	1	19	.050	.007	.45	300	150	130

* Use Color Code Suffix when ordering, (e.g. 6G-1401-02).

† Unless otherwise specifically permitted in the NEC, the overcurrent protection shall not exceed 15A for 14 AWG, 20A for 12 AWG and 30A for 10 AWG copper.

NOTE: Diameters and weights may vary between manufacturers.

THHN/THWN

Continued

**Solid or Stranded
PVC Insulation
Nylon Jacket
90°C Dry/75°C Wet, 600 Volts**

Anixter Number*	Conductor Size	Number of Strands	Insulation Thickness	Overall Jacket Thickness	Nominal O.D.	Approx. Weight Lbs. 1000 Ft.	Ampacity	
	AWG/kcmil		IN	IN	IN		90°C THHN	75°C THWN
6G-1011	1/0	19	.050	.007	.50	370	170	150
6G-2021	2/0	19	.050	.007	.54	460	195	175
6G-3031	3/0	19	.050	.007	.60	570	225	200
6G-4041	4/0	19	.050	.007	.66	710	260	230
6G-2501	250	37	.060	.008	.72	845	290	255
6G-3001	300	37	.060	.008	.77	1020	320	285
6G-3501	350	37	.060	.008	.83	1165	350	310
6G-4001	400	37	.060	.008	.87	1325	380	335
6G-5001	500	37	.060	.008	.96	1640	430	380
6G-6001	600	61	.070	.009	1.06	2005	475	420
6G-7501	750	61	.070	.009	1.17	2480	535	475
6G-10001	1000	61	.070	.009	1.32	3300	615	545

*Use Color Code Suffix when ordering, (e.g. 6G-1401-02).

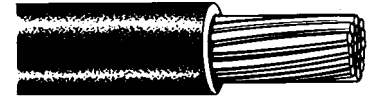
NOTE: Diameters and weights may vary between manufacturers.

THW

**Solid or Stranded
PVC Insulation/Jacket
75°C, 600 Volts**

APPLICATIONS:

General purpose wiring for lighting and power in residential, commercial and industrial buildings, in accordance with NEC maximum conductor temperature of 75°C in wet or dry locations, for circuits not exceeding 600 volts.



SPECIFICATIONS:

1. CONDUCTOR: Solid or Class B stranded, annealed copper per UL 83.
2. INSULATION: Polyvinyl chloride (PVC) meeting the requirements of UL 83.
3. STANDARDS: Meets the requirements of UL 83 for Type THW wire.
4. AMPACITY: Based on not more than three conductors in raceway or cable or earth with an ambient temperature of 30°C and a conductor temperature of 75°C per NEC Table 310-16.
5. TEMPERATURE: 75°C
6. VOLTAGE: 600 Volts

Anixter Number*	Conductor Size	Number of Strands	Insulation Thickness	Nominal O.D.	Approximate Weight Lbs. 1000 Ft.	Amps Per Conductor
	AWG/kcmil		IN	IN		
6C-1401	14	SOL	.045	.16	22	20†
6C-1201	12	SOL	.045	.18	30	25†
6C-1001	10	SOL	.045	.20	44	30†
6D-1401	14	7	.045	.17	23	20†
6D-1201	12	7	.045	.19	32	25†
6D-1001	10	7	.045	.21	46	30†
6D-0801	8	7	.060	.27	73	50
6D-0601	6	7	.060	.31	105	65
6D-0401	4	7	.060	.36	160	85
6D-0301	3	7	.060	.39	195	100
6D-0201	2	7	.060	.42	245	115
6D-0101	1	19	.080	.49	315	130
6D-1011	1/0	19	.080	.53	390	150
6D-2021	2/0	19	.080	.58	480	175
6D-3031	3/0	19	.080	.63	595	200
6D-4041	4/0	19	.080	.69	753	230
6D-2501	250	37	.095	.77	880	255
6D-3001	300	37	.095	.82	1040	285
6D-3501	350	37	.095	.87	1205	310
6D-4001	400	37	.095	.92	1365	335
6D-5001	500	37	.095	1.01	1685	380
6D-6001	600	61	.110	1.12	2030	420
6D-7501	750	61	.110	1.22	2510	475
6D-10001	1000	61	.110	1.38	3305	545

* Use Color Code Suffix when ordering, (e.g. 6D-1001-02).

† Unless otherwise specifically permitted in the NEC, the overcurrent protection shall not exceed 15A for 14 AWG, 20A for 12 AWG and 30A for 10 AWG copper.

NOTE: Diameters and weights may vary between manufacturers.

TW

**Solid or Stranded
PVC Insulation/Jacket
60°C, 600 Volts**

APPLICATIONS:

General purpose wiring for lighting and power in residential, commercial and industrial buildings, in accordance with NEC maximum conductor temperature of 60°C in wet or dry locations, for circuits not exceeding 600 volts.



SPECIFICATIONS:

1. CONDUCTOR: Solid or Class B stranded, annealed copper per UL 83.
2. INSULATION: Polyvinyl chloride (PVC) meeting the requirements of UL 83.
3. STANDARDS: Meets the requirements of UL 83 for Type TW wire.
4. AMPACITY: Based on not more than three conductors in raceway or cable or earth with an ambient temperature of 30°C and a conductor temperature of 60°C per NEC Table 310-16.
5. TEMPERATURE: 60°C
6. VOLTAGE: 600 Volts

Anixter Number*	Conductor Size	Number of Strands	Insulation Thickness	Nominal O.D.	Approximate Weight Lbs. 1000 Ft.	Amps Per Conductor
	AWG/kcmil		IN	IN		
6A-1401	14	SOL	.030	.13	19	20†
6A-1201	12	SOL	.030	.15	26	25†
6A-1001	10	SOL	.030	.17	39	30†
6B-1401	14	7	.030	.14	19	20†
6B-1201	12	7	.030	.16	28	25†
6B-1001	10	7	.030	.18	41	30†
6B-0801	8	7	.045	.24	67	40

* Use Color Code Suffix when ordering, (e.g. 6B-1201-02).

† Unless otherwise specifically permitted in the NEC, the overcurrent protection shall not exceed 15A for 14 AWG, 20A for 12 AWG and 30A for 10 AWG copper.

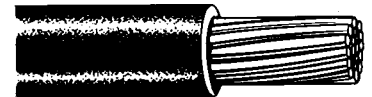
NOTE: Diameters and weights may vary between manufacturers.

RHH OR RHW-2, USE-2

XLP Insulation/Jacket
90°C Wet/Dry

APPLICATIONS:

General purpose wiring for control, switchboard, lighting and power circuits in residential and commercial buildings, industrial plants and for utility substations, meters and generating plants.



SPECIFICATIONS:

1. CONDUCTOR: Bare copper Class B stranding per ASTM B-8.
2. INSULATION: Crosslinked polyethylene (XLP) per ICEA S-66-524 (NEMA WC7).
3. STANDARDS: Cable is listed as Type USE-2 per UL 854 and RHH/RHW-2 per UL 44.
4. AMPACITY: Based on not more than three conductors in raceway or cable or earth per NEC Table 310-16 with an ambient temperature of 30°C.
6. TEMPERATURE: 90°C
7. VOLTAGE: 600 Volts

Anixter Number	Conductor Size	Number of Strands	Insulation Thickness	Nominal O.D.	Approximate Weight Lbs. 1000 Ft.	Amps Per Conductor
	AWG/kcmil		IN	IN		
3B-1401	14*	7	.045	.170	25	25
3B-1201	12	7	.045	.188	31	30
3B-1001	10	7	.045	.212	45	40
3B-0801	8	7	.060	.273	72	55
3B-0601	6	7	.060	.311	107	75
3B-0401	4	7	.060	.359	161	95
3B-0201	2	7	.060	.419	244	130
3B-0101	1	19	.080	.491	312	150
3B-1011	1/0	19	.080	.532	386	170
3B-2021	2/0	19	.080	.578	478	195
3B-3031	3/0	19	.080	.629	594	225
3B-4041	4/0	19	.080	.687	739	260
3B-2501	250	37	.095	.769	882	290
3B-3501	350	37	.095	.875	1212	350
3B-5001	500	37	.095	1.007	1702	430
3B-7501	750	61	.110	1.250	2603	535
3B-10001	1000	61	.110	1.410	2880	615

*14AWG is not rated as Type USE-2.

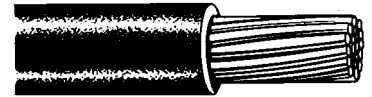
NOTE: Use Color Code Suffix when ordering, (e.g. 3B-2021-02).
 Diameters and weights may vary between manufacturers.

SIS

XLP Insulation/Jacket
90°C, 600 Volts

APPLICATIONS:

For use in wiring switchboards and control apparatus. Resists heat, moisture, flame, oil and corrosive vapors.



SPECIFICATIONS:

1. CONDUCTOR: Tinned, annealed stranded copper per ASTM B-8 and B-33. A separator tape may be applied over the conductor.
2. INSULATION: Cross-linked polyethylene (XLP).
3. STANDARDS: Meets the UL requirements for Type SIS switchboard wire (14 AWG and larger only).
4. TEMPERATURE: 90°C
5. VOLTAGE: 600 Volts

Anixter Number*	Conductor Size	Number of Strands	Insulation Thickness	Nominal O.D.	Approximate Weight Lbs. 1000 Ft.
	AWG/kcmil		IN	IN	
6KL-1801S	18	7	.030	.113	10
6KL-1601S	16	7	.030	.125	14
6KL-1401S	14	7	.030	.140	19
6KL-1201S	12	7	.030	.159	28
6KL-1001S	10	7	.030	.183	41
6KL-0801S	8	7	.045	.243	69
6KL-0601S	6	7	.060	.313	112
6KL-0401S	4	7	.060	.361	166
6KL-1801F	18	16	.030	.112	10
6KL-1601F	16	26	.030	.125	14
6KL-1401F	14	41	.030	.140	20
6KL-1201F	12	65	.030	.155	30
6KL-1001F	10	104	.030	.180	41
6KL-0801F	8	133	.045	.260	75
6KL-0601F	6	133	.060	.340	130
6KL-0401F	4	133	.060	.390	185

*Use Color Code Suffix when ordering, (e.g. 6KL-1401F-09).

*VW-1 rating available. Use Suffix V (e.g. 6KL-1401FV-09).


NOTE: Diameters and weights may vary between manufacturers.

XHHW-2

Solid or Stranded
XLP Insulation/Jacket
90°C Wet/Dry, 600 Volts

APPLICATIONS:

General purpose wiring for control, switchboard, lighting and power circuits in residential and commercial buildings and industrial plants, and for utility substations, meters and generating plants.



SPECIFICATIONS:

1. CONDUCTOR: Class B stranded, annealed Bare copper per UL 44.
2. INSULATION: Cross-linked polyethylene (XLP) meeting the physical and electrical requirements of UL 44 for Type XHHW-2 wire.
3. STANDARDS: Meets the requirements of UL 44 for Type XHHW-2. Conforms to ICEA S-66-524 (NEMA WC7) column B thicknesses. Conforms to Federal Specification J-C-30B.
4. AMPACITY: Based on not more than three conductors in raceway or cable or earth with an ambient temperature of 30°C per NEC Table 310-16.
5. TEMPERATURE: 90°C
6. VOLTAGE: 600 Volts

Anixter Number*	Conductor Size	Number of Strands	Insulation Thickness	Nominal O.D.	Approximate Weight Lbs. 1000 Ft.	Amps Per Conductor
	AWG/kcmil		IN	IN		
6L-1401	14	SOL	.030	.13	17	25†
6L-1201	12	SOL	.030	.15	26	30†
6L-1001	10	SOL	.030	.17	38	40†
6M-1401	14	7	.030	.14	18	25†
6M-1201	12	7	.030	.16	27	30†
6M-1001	10	7	.030	.18	40	40†
6M-0801	8	7	.045	.24	66	55
6M-0601	6	7	.045	.28	96	75
6M-0401	4	7	.045	.32	145	95
6M-0201	2	7	.045	.38	225	130
6M-0101	1	19	.055	.44	290	150
6M-1011	1/0	19	.055	.48	360	170
6M-2021	2/0	19	.055	.52	450	195
6M-3031	3/0	19	.055	.58	555	225
6M-4041	4/0	19	.055	.63	700	260
6M-2501	250	37	.065	.70	830	290
6M-3001	300	37	.065	.75	990	320
6M-3501	350	37	.065	.80	1150	350
6M-4001	400	37	.065	.85	1310	380
6M-5001	500	37	.065	.93	1620	430
6M-7501	750	61	.080	1.04	2445	535
6M-10001	1000	61	.080	1.29	3240	615

* Use Color Code Suffix when ordering, (e.g. 6M-1401-02).

† Unless otherwise specifically permitted in the NEC, the overcurrent protection shall not exceed 15A for 14 AWG, 20A for 12 AWG and 30A for 10 AWG copper.

NOTE: Diameters, weights and stranding may vary between manufacturers.

SPEEDPULL CONSTRUCTION

APPLICATION:

Anixter's SpeedPull service bundles together several types of cable in one assembly for easy and trouble free installation in duct, conduit or other recognized raceway. This type of construction can greatly reduce the number of "pulls" necessary in an installation.

SPECIFICATIONS:

1. Standard sizes in stock or custom assembled to meet your requirements.
2. CONDUCTOR TYPES: building wire, coax, fire alarm, security wire, fiber optic cable, plenum cable, etc.
3. CONDUCTOR SIZE: #8 to #18 AWG.
4. ASSEMBLIES: Up to 3½" overall diameter cable assemblies. Any combination of conductors for composite constructions. Round configuration provided. Up to 300 conductors, depending on AWG sizes.
5. SUBASSEMBLIES: Conductors can be subassembled with a color-identifying binder, then assembled into one cable.
6. IDENTIFICATION: Color-coded or number printed conductors available.

STANDARD SIZES		CUSTOM EXAMPLE
STOCK SIZES 10 Conductor 20 Conductor 30 Conductor 40 Conductor 50 Conductor 60 Conductor 80 Conductor 100 Conductor	RED 14 AWG THHN 14 AWG THHN 14 AWG THHN 14 AWG THHN 14 AWG THHN 14 AWG THHN 14 AWG THHN 14 AWG THHN	447 feet long—37 conductor composite cable consisting of: 15x14 AWG THHN Conductors 10x14 AWG THW Conductors 5x12 AWG THHN Conductors 7x16 AWG TFFN Conductors Special conductor identification available. Samples available.

ANIXTER COLOR CODE

00. CHROME	46. YELLOW/GREEN	92. GREEN/PURPLE
01. WHITE	47. YELLOW/BLUE	93. GREEN/RED
02. BLACK	48. ORANGE/RED	94. GREEN/ORANGE
03. RED	49. YELLOW/RED	95. RED/PINK
04. GREEN	50. BROWN/WHITE	96. GRAY/VIOLET
05. YELLOW	51. WHITE/BLACK/GREEN	97. GRAY/WHITE
06. BLUE	52. WHITE/BLACK/YELLOW	98. GRAY/RED
07. BROWN	53. WHITE/BLACK/BLUE	99. WHITE/GRAY/RED
08. ORANGE	54. WHITE/BLACK/BROWN	100. BLACK/GREEN
09. GRAY (SLATE)	55. WHITE/BLACK/ORANGE	101. BLACK/GRAY
10. PURPLE (VIOLET)	56. WHITE/BLACK/GRAY	102. BLACK/PURPLE
11. TAN	57. WHITE/BLACK/VIOLET	103. BLACK/TAN
12. PINK	58. WHITE/GREEN/RED	104. BLUE/PINK
13. CLEAR	59. WHITE/BLACK/RED	105. —
14. GOLD	60. GREEN/YELLOW	106. GRAY/GREEN
15. NATURAL (TEFLON)	61. GREEN/WHITE	107. GRAY/YELLOW
16. MAROON	62. GREEN/BLACK	108. GRAY/ORANGE
17. DK. BLUE	63. PINK/BLACK	109. GRAY/BROWN
18. —	64. GREY/BLACK	110. ORANGE/WHITE
19. —	65. RED/GREEN	111. ORANGE/GREEN
20. WHITE/TAN	66. RED/YELLOW	112. BROWN/BLUE
21. WHITE/BLACK	67. RED/GRAY	113. —
22. WHITE/RED	68. RED/PURPLE	114. —
23. WHITE/GREEN	69. BLUE/WHITE	115. —
24. WHITE/YELLOW	70. YELLOW/PURPLE	116. —
25. WHITE/BLUE	71. BROWN/BLACK	117. —
26. WHITE/BROWN	72. BROWN/BLACK/RED	118. —
27. WHITE/ORANGE	73. BROWN/RED	119. —
28. WHITE/GRAY	74. BROWN/GREEN	120. —
29. WHITE/VIOLET	75. BROWN/YELLOW	121. PINK/WHITE
30. BLACK/PINK	76. BLUE/YELLOW	122. —
31. BLACK/WHITE	77. BLUE/ORANGE	123. TAN/ORANGE
32. BLACK/RED	78. BLUE/GREY	124. PINK/GREEN
33. BLACK/BLUE	79. ORANGE/BLUE	125. PINK/YELLOW
34. BLACK/YELLOW	80. ORANGE/BROWN	126. PINK/BLUE
35. BLACK/ORANGE	81. PURPLE/WHITE	127. PINK/RED
36. RED/WHITE	82. PURPLE/BLACK	128. —
37. RED/BLACK	83. PURPLE/RED	129. PINK/GRAY
38. RED/BLUE	84. PURPLE/GREEN	130. YELLOW/BROWN
39. YELLOW/BLACK	85. PURPLE/YELLOW	131. RED/ORANGE
40. YELLOW/WHITE	86. RED/BROWN	147. IVORY
41. BLUE/BLACK	87. TAN/WHITE	160. PINK/BLACK/BLACK
42. BLUE/RED	88. TAN/BLACK	170. TAN/BLACK/BLACK
43. BLUE/GREEN	89. TAN/RED	184. GRAY/SILVER
44. YELLOW/GREY	90. TAN/YELLOW	
45. ORANGE/BLACK	91. TAN/BLUE	